


FSH LOCKING
Electric Mortise Locks



PRODUCT FEL990 SERIES ELECTRIC MORTICE LOCK



FEL990 SERIES

PRODUCT DESCRIPTION

The FEL990 Series Electric Mortice Lock is a true multi-functional locking device. It has been developed for simplicity - simplicity for the stockist, the installer and the end-user. Only two options are available – either monitored or non-monitored.

The FEL990 Series locks can be easily site configured as follows:

- single-sided locking (Vestibule) / double-sided locking (Combination)
- power to lock (fail safe) / power to open (fail secure)
- left hand / right hand operation

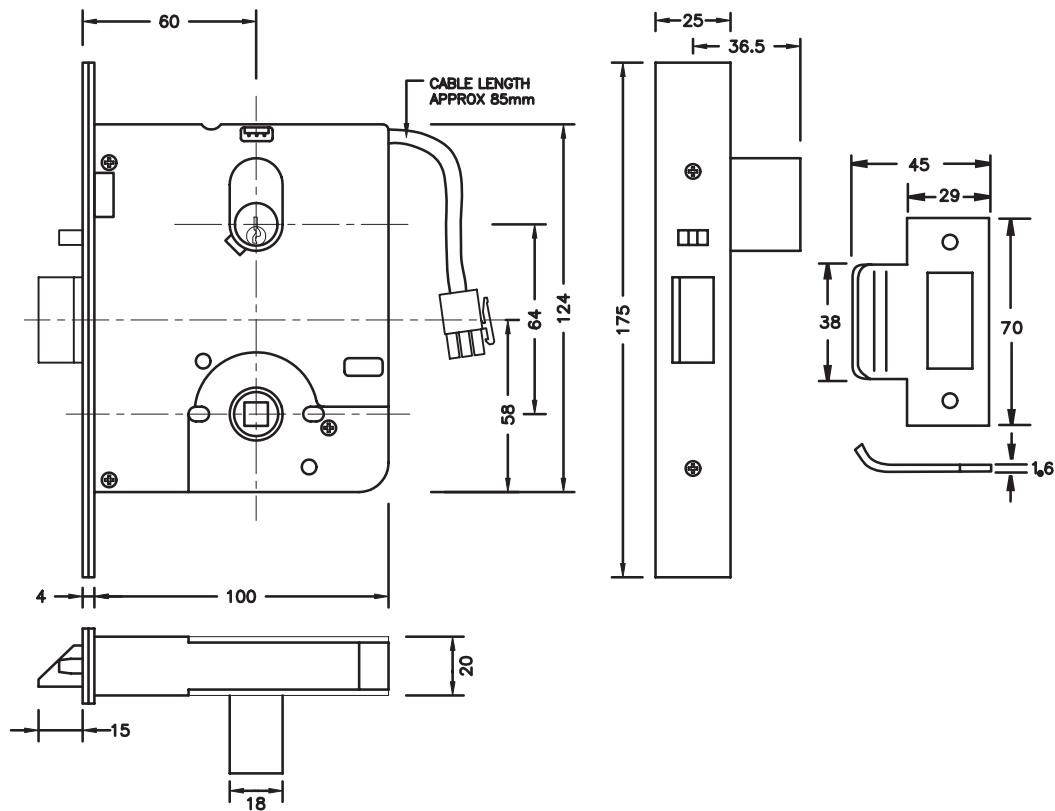
FEL990M also includes comprehensive monitoring:

- Door position monitoring by reed switch
- Lock status monitoring by a combination of 3 locking parameters
 - locking bar (Hub/Handle/s locked)
 - deadlatching bolt (depressed)
 - latchbolt (out)
- Dual key override monitoring (KOM)
- Request to exit (REX) via hub/handle(s)
- LED indication

TECHNICAL DETAILS

PART NO.	FEL990M	FEL990
FUNCTION	Vestibule and Combination lock (field selectable of either/or both sides locked) Lock handed (Left Hand/Right Hand field selectable)	
LOCK OPERATION	FAIL SAFE / FAIL SECURE adjustable on site – one product for both applications	
VOLTAGE/CURRENT	Multi-voltage - 12-24VDC / 350mA momentary, 100mA operating including LED furniture if applicable Reverse polarity protected Lock secure status and key override microswitch max. rating 500mA@30VDC Door status reed switch max. rating 100mA operating	
APPROVALS	<ul style="list-style-type: none"> • C-tick • Tested to 4 hour on fire door assemblies as specified in AS/NZ 1905.1 – 1997 Part 1 Fire Resistant Doorsets • Conforms to S3* (Security) and D3 (Durability) Australian Lock Standard (AS4145.2 : 1993) • Conforms when used with equivalent S3 keying system 	
MONITORING (990M VERSION ONLY)	<ol style="list-style-type: none"> 1. Door position monitoring by reed switch 2. Lock status monitoring by a combination of 3. Locking parameters <ul style="list-style-type: none"> • Locking bar (hub/handle/s locked) • Deadlatching bolt (suppressed) • Latchbolt (out) 4. Dual key override monitoring (KOM) 5. Request to exit (REX) via hub/handle(s) 6. LED indication 	
ENVIRONMENTAL	-20 to +60 degrees C	
DOOR THICKNESS	32 – 50mm	
BACKSET	60mm Optional: 70mm, 89mm and 127mm	
CABLING	1.6m cable with 9 pin plug supplied	
STANDARD FINISH	Satin stainless steel (other finishes on request)	
FACTORY CONFIGURATION	Vestibule 60mm backset Fail safe Left handed Satin chrome finish	

PRODUCT DIMENSIONS



SPECIFICATION STATEMENT

The lock should be capable of operation on voltages between 12 -24VDC and have a current consumption not more than 100mA (holding).

Monitored locks must be capable of monitoring the following functions:

- Key override
- Door position reed switch
- Latch bolt, dead latching bolt and locking bar microswitches must be wired in series

All settings, including fail safe / fail secure, handing and hub REX selection, must be field configurable

ELECTRICAL SPECIFICATIONS

Solenoid Activation
12-24VDC 350mA momentary,
100mA max operating,
Including LED (if applicable)

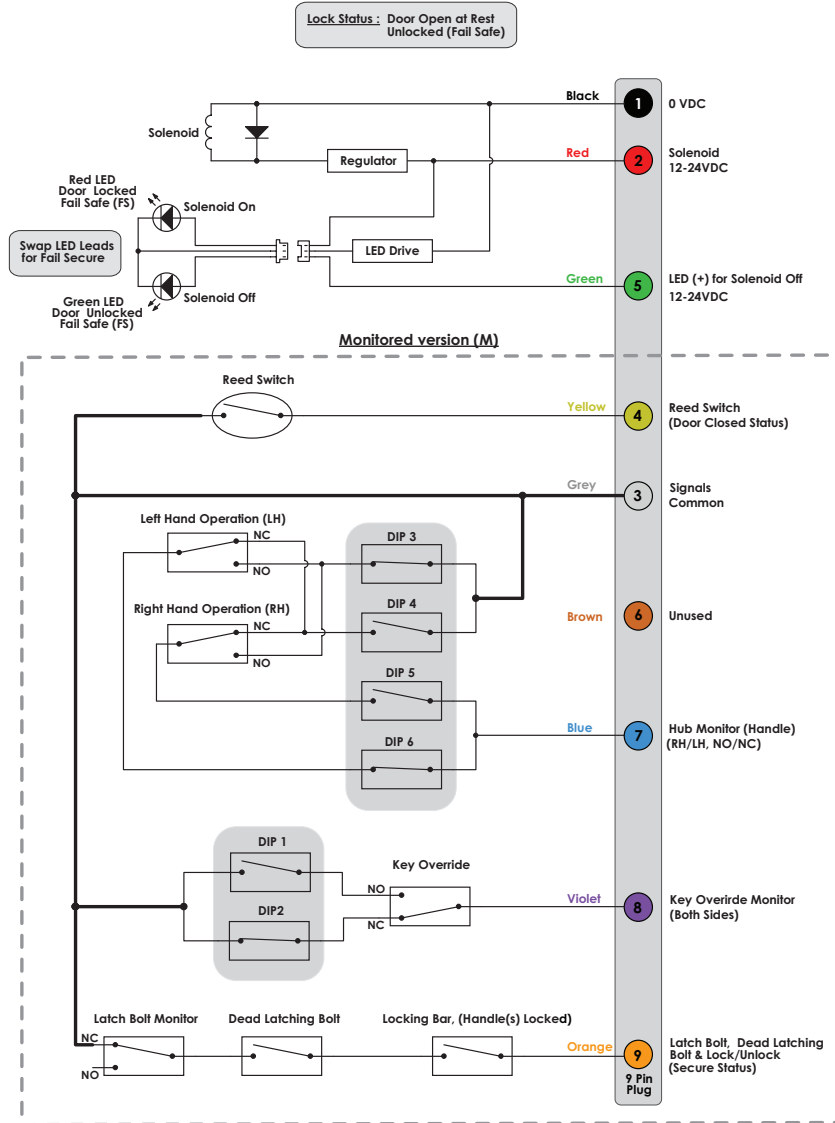
**Lock Secure Status/
Key Override Monitor**
Microswitch max. rating
500mA@30VDC

Door Status Monitor
Magnetic Reed Switch
100mA operating

Plug arrangement
9 pin plug with 1.6m cable

Request to Exit (REX) Switches
Microswitches max. rating
1A@125VAC

WIRING DIAGRAM



WALKING GENTLY
ON OUR PLANET



FSH is an Allegion™ company

