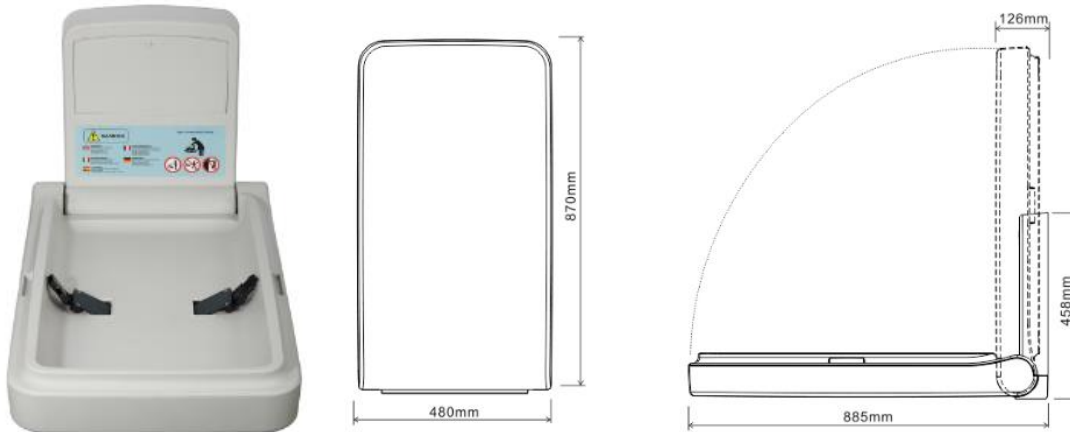



**ML8100V VERTICAL BABY CHANGE STATION
INSTALLATION INSTRUCTIONS**



Technical Specification

Material:	Hi-Density Bacteria Resistant Polyethylene body Stainless Steel Hinge
Features:	<p>Concave change area</p> <p>Safety restraining strap fitted with click lock mechanism</p> <p>Dual bed liner dispensers</p> <p>Baby/shoulder bag retainers</p> <p>Gas spring design allows one-handed opening and closing operation</p> <p>Usage instruction and safety label inside unit</p> <p>Suitable for up to 11kg use</p>
Colour:	Off White
Overall Size:	Open: 885mmH x 480mmW x 885mmD Closed: 870mmH x 480mmW x 126mmD
Note:	<p>This product is AS1428.1 compliant (disabled compliant) when installed in accordance with the guidelines.</p> 

The photographs and line drawings of the products presented above are representational only. Metlam Australia Pty Ltd reserves the right to, and from time to time, make changes and improvements in design and dimensions.

Warning

1. Do not the leave child unattended.
2. Take care of the baby to avoid serious injury from falling or sliding out.
3. Always use restraint belt when using.
4. Children are forbidden from hanging on the unit due to the risk of falling.
5. Designed for infants only, age up 12 months and weighing less than 11kgs.
6. Designed for baby care/ change, unit is strictly forbidden to use as an infant bed.
7. All assembly fittings shall always be correctly tightened and checked regularly
8. Be aware of the risk of an open fire and other sources of strong heat, such as electrical bar fires, gas fires, etc in the near vicinity of the changing unit.
9. Any additional or replacement parts shakk only be obtained from the manufactiuer or distributor.
10. Do not use the changing unit when any part is broken, torn or missing.

Products Features

1. Easy to use and hygienic

The unit manufactured by the antibacterial hdpe, helps reduce the risk of cross-contamination. A disposable liner or blanket can be set between the child and the changing table.

2. Easy to open and close, space-saving

Foldable design provides space optimisation, closing the table when not in use.

3. Built in paper holder and hooks

The unit has a built-in paper holder to provide the disposable liners and the hooks on both sides allow user to access diaper bag or hand bag.

4. Safety use

With adjustable restraint belt to better protect safety of the baby.

5. Product use

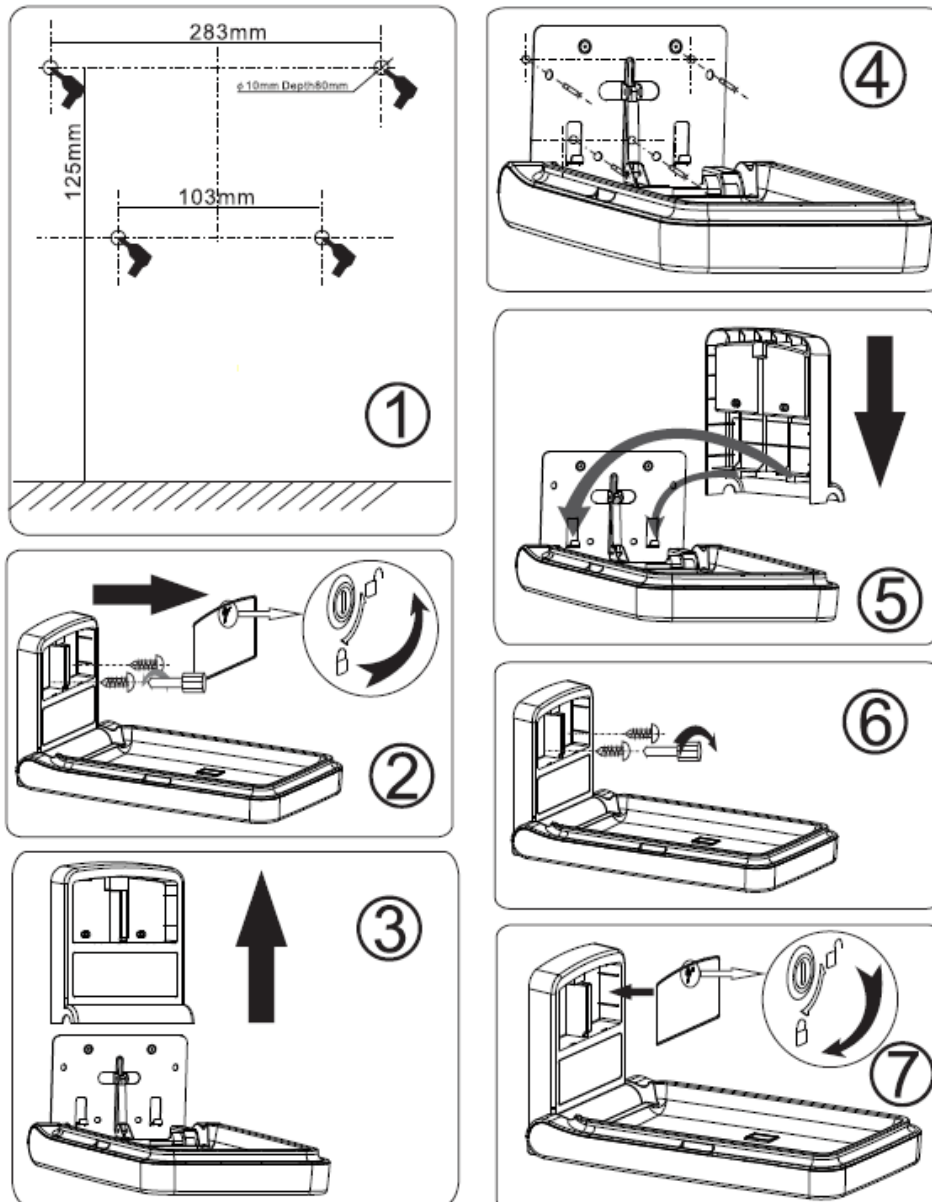
The unit can be used in hospitals, restaurants, hotel ,shopping centers, stations, airports and some public spaces.

The photographs and line drawings of the products presented above are representational only.
Metlam Australia Pty Ltd reserves the right to, and from time to time, make changes and improvements in design and dimensions.

Method of installation

AS1428.1 Disability Standard- Baby Change Table Mounting Instructions

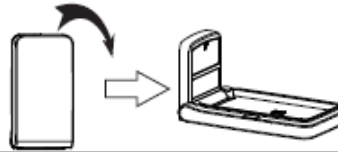
- Baby Change Tables shall not encroach into the circulation space of any other toilet facility when in the folded position.
- Baby Change Tables shall have a maximum height of 820mm and a minimum clearance of 720mm when in the open position (above finished floor level).



The photographs and line drawings of the products presented above are representational only. Metlam Australia Pty Ltd reserves the right to, and from time to time, make changes and improvements in design and dimensions.

Method of usage

1 Unfold the unit as shown on the right.



2 Take a liner from paper holder and lay it on the table.
If a pad is not supplied with the unit, the size is 45x35cm

3 Lay child in the center of the changing table and clip together the ends of the restraint belt.

4 After use, throw the liner into the trash and close the table.



Cleaning and maintenance

Maintaining a clean and functional Baby Change Station is just a matter of a few simple steps. You do not need any expensive cleaning agents or special equipment— an ordinary household cleaner and damp cloth is usually all that is required.

KEEPING THE UNIT CLEAN

Metlam Baby Change Stations look and operate best if they are cleaned regularly. For day to day cleaning, use a damp cloth or soft brush and some mild detergent. After washing, rinse again and wipe the surface dry with a soft absorbent cloth.

NEVER USE

- Chemical cleaners or cleaning agents that may be hazardous to children
- Stainless steel wool scouring pads

CHECK THE UNIT REGULARLY

Check all hardware components monthly or as required to ensure hardware is tight and there is no missing or damaged components. Immediately take unit **'Out of Service'** if any component is missing or damaged.

Terms of guarantee

The product warranty is one year from the date of purchase. For more information, please see Metlam Australia's Warranty Statement: <https://www.metlam.com.au/service-support>

The technical recommendations contained in this document are necessarily of a general nature and should not be relied on for specific applications without first securing competent advice. Whilst Metlam Australia Pty Ltd has taken all reasonable steps to ensure the information contained herein is accurate and current, it does not warrant the accuracy or completeness of the information and does not accept liability for errors or omissions. Any Commercial Zinc Alloy Diecast product should only be installed by a competent tradesperson and serviced/maintained by knowledgeable janitorial staff or competent people. Metlam Australia accepts no responsibility for any damage to product, walls or fixtures due to incorrect installation or maintenance of any of their products.

The photographs and line drawings of the products presented above are representational only.
Metlam Australia Pty Ltd reserves the right to, and from time to time, make changes and improvements in design and dimensions.