





-  Robust – Strongly constructed from galvanised and powdercoated hardware with options for an aluminium or stainless steel bolt.
-  Easy to fit – Needs just two 15mm holes in the gate and fixed with the expanding fasteners provided.
-  Adaptable – Fits left and right hand gates
-  Innovative and secure – Once the dropbolt is lowered and rotated, closing the second gate prevents the dropbolt being unlocked.



PRODUCT DETAILS

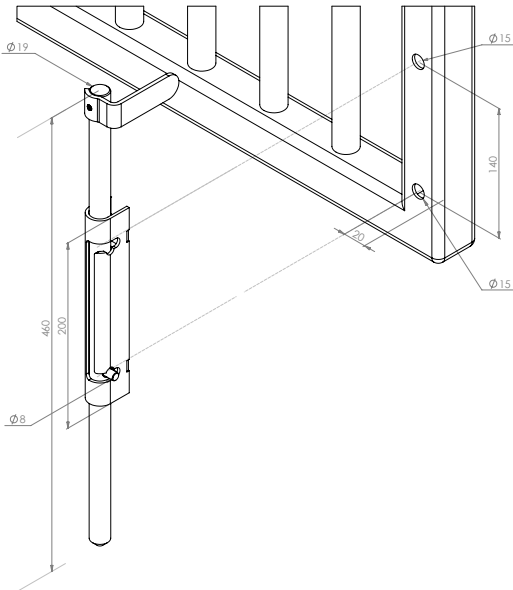
Product code:	Description:
LDB	Locking dropbolt, aluminium bolt
LDBSS	Locking dropbolt, stainless steel bolt

Dropbolt diameter 19mm
Dropbolt movement 140mm



INSTALLATION

- Drill 2x 15mm holes, 20mm from the leading edge of the gate at 140mm centres, and fix the dropbolt guide to the gate with the 2 expanding fasteners supplied.
- Fit the small location pin into the most suitable of the 3 location holes with the smaller screw provided.
- Slide the dropbolt into the dropbolt guide, with the location pin facing into the back corner and then twist into position.
- Fix the lift plate to the dropbolt in the correct position with the screw provided.



MAINTENANCE

Lubricate sliding parts when needed.

 **GATEMASTER**

VISIT [GATEMASTERLOCKS.COM](https://www.gatemasterlocks.com) FOR MORE INFORMATION

